



Co-funded by
the European Union

«Assessments during European meetings (LTTA)»

Funded by the European Union. Views and opinions expressed are however those of the author(s) only and do not necessarily reflect those of the European Union or the European Education and Culture Executive Agency (EACEA). Neither the European Union nor EACEA can be held responsible for them.



CEIPES



**AGIR POUR
UN SPORT
INCLUSIF ET
ECOLOGIQUE**

LIST OF ASSESSMENT ACTIVITIES


1) FOR AND AGAINST

Instructions: form two teams and each team must find arguments to justify its point of view.

- a first team explains why the past day was good (activities, instructions and rules of the games, relations between participants, participation of everyone, meals, free time, rhythm of activities, transport, etc.).
- the second team explains why last day was bad

2) THE WEATHER AT AGISEC

Instructions: take a sheet of flipchart paper and display it horizontally on the wall, making 3 columns. Put an AGISEC poster in each column (sunny, cloudy, rainy).



Give the participants post-its. Ask them to write one word or sentence per post-it, which they will then put on the flipchart.

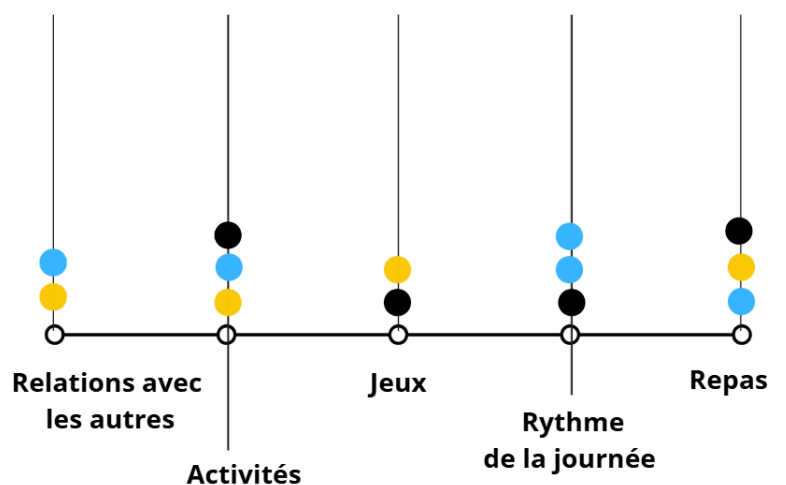
e.g. activities (specifying exactly which one(s)), ice brakers, meals, relations with participants, free time, pace of activities, etc....

3) MY POINT OF VIEW IN COLOUR

instructions: take a sheet of flipchart paper and display it horizontally on the wall

Draw a horizontal line across the bottom of the sheet. Below the line, write the topics covered by the assessment and make a mark on the line.

a colour is assigned to each evaluation level (e.g. blue: very good/good; yellow: fairly good/average; black: fair/poor). Each participant puts a coloured point on each line.









4) THE EXPRESSION BALL

Instructions: the group stands in a circle. A volunteer takes a ball and says how he feels about the day. When he has finished, he throws the ball to another participant who in turn shares his feelings about the day. The ball is passed around until everyone has had their say.

5) LAUNCH THE DE

Instructions: The group stands in a circle. A volunteer throws the die and answers the sentence that corresponds to the number on the die. Then, in a clockwise direction, a new participant throws the die and answers the question. And so on until all the participants have rolled the die.

	Je me sens.... <i>I feel</i>
	J'aimerais souhaiter quelque chose à quelqu'un <i>I would like to wish something to somebody</i>
	J'aimerais remercier quelqu'un pour quelque chose <i>I would like to thank somebody for something</i>
	J'ai appris.... <i>I learnt</i>
	J'ai compris.... <i>I understood</i>
	J'aimerais dire.... <i>I would like to say</i>

6) IN 3 WORDS

Instructions: participants stand in a circle. One volunteer starts and says 3 words about his or her day. Then, going clockwise, the participants take it in turns to share their feelings about the day in 3 words.

Variation: ask participants to share 3 feelings in turn:

A positive feeling (specify which one) = I liked it

A negative feeling (specify which one) = I didn't like it

A conclusion = for me this day was.....

7) ONE MINUTE ON THE CLOCK

Instructions: participants stand in a circle. A volunteer starts and shares his/her assessment of the day (his/her feelings) in 1 minute (no more, no less). The timer is started by the leader/supervisor. Then, going clockwise, the participants take it in turns to share their impressions of the day.

8) FROM AGISEC

Instructions: Participants form teams of 4/5 people. The facilitator hands out a blank sheet of A4 paper to each team. For 15 minutes, they discuss and complete a flip chart with the following items: what they liked, what they didn't like and their suggestions. The participants then sit back in a large circle and each team presents the contents of its train.

J'ai aimé



Je n'ai pas aimé



Mes propositions



9) My life in the tree

Instructions Give each participant a sheet of paper and ask them to colour in the situation that best corresponds to them.

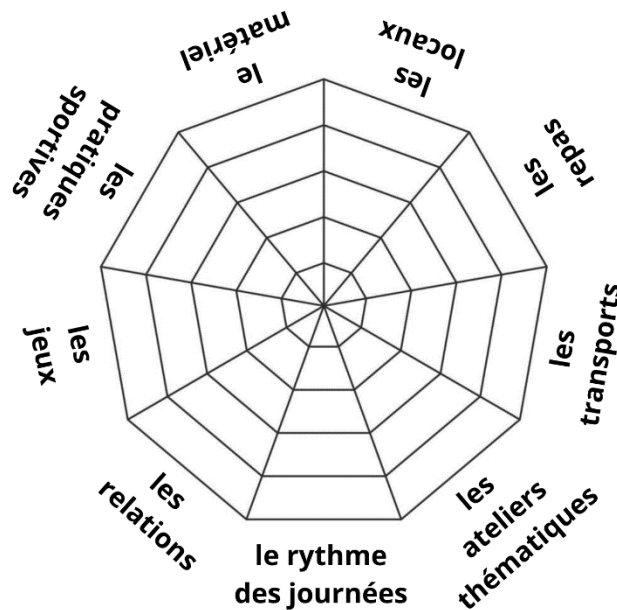
After 10 minutes, the participants form a large circle and take it in turns to present and explain their choice of character.



10) THE SPIDER'S WEB

Instructions: give each participant a sheet of "spider" paper and ask them to colour the inside of each space according to how they feel about the subject written on it.

The more he colours the boxes, the more satisfied he is.



11) 6x6

Instructions: participants form teams of 4/5 people. The facilitator asks them for their point of view on an evaluation theme (the same as for the spider).

They have 6 minutes to discuss the topic amongst themselves. A member of the team presents the thoughts and different points of view of his/her team (even if one point of view is in the minority).

Once the teams have presented the results of their discussions, the facilitator moves on to a 2^e theme. The results must be presented by another member of the team.

All the topics covered are dealt with in turn.

Please remind participants that the group discussions are not for discussion or explanation. The aim is to hear what everyone has to say, whether they agree or not.

